


TL-E-0.72-09D 35/9

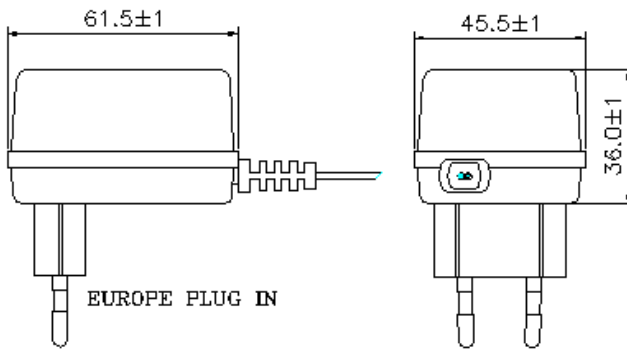
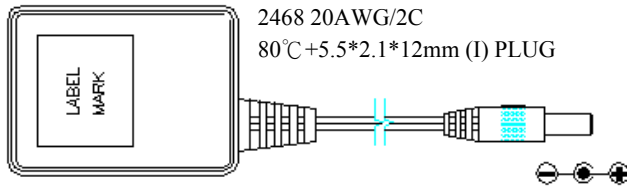
INPUT VOLTAGE **230~240VAC**

OUTPUT VOLTAGE **9VDC**

ELECTRICAL & MECHANICAL SPECIFICATION



OUTPUT POWER CORD:
2468 20AWG/2C
80°C +5.5*2.1*12mm (I) PLUG



ELECTRONICAL SPECIFICATION

Input Voltage	230~240	Volts
Frequency (Hz)	50	Hz
Power Rated (W)	7	W
Exciting Current With No load	20	mA Max
Exciting Current With Full load	30	mA Max
Output Voltage (DC)	9.0	Volts±5%
Output Current	0.08	Amp
Output Voltage Without Load	12.5	Volts±5%

HI-POT :

Test Time	1	Min
PRI TO SEC	3750	Volts
PRI TO CORE	3750	Volts
SEC TO CORE	1250	Volts
Insulation Class	B (130)	°C

MECHANICAL SPECIFICATION

Dimensions (L*W*H)	61.5*45.5*36.0	mm
Weight	200	g
Environment:		
Operating Temperature	-10 To 40	°C
Storage Temperature	-20 To 70	°C
Relative Temperature	40 ±2	°C
RELATIVE HUMIDITY	90% RH	

Output Cable: **2468 20AWG*2C 80 °C**
1.8M LENGTH+5.5*2.1*12mm (I) PLUG

ELECTRICAL CIRCUIT

