

# Linear PM Stepper



Frame Size 25mm - Captive, Non-Captive and External



## Specification

Model	Step Angle	No. of Phase	Voltage (V)	Current (A)	Resistance (Ω)	Step Avail (mm)	Push Torque (N)	Journey (mm)	Leads	Wdg	Fig
	(Degree)										
LM25PM150-23-01	15	2	12	0.23	53	0.0417	25	12	AF-200 AWG28#	a	1
LM25PM150-23-02	15	4	12	0.23	53	0.0417	25	12	UL 1061 AWG28#	b	1
LM25PM150-23-04	15	4	5	0.23	22	0.0417	7	12	UL1061 AWG28#	b	1
LM25PM150-23-05	15	2	5	0.23	22	0.0417	10	12	AF-200 AWG28#	a	2
LM25PM150-23-09	15	2	12	0.23	53	0.0417	25	12	AF-200 AWG28#	a	3
LN25PM150-23-01	15	2	12	0.23	53	0.0417	25	40	AF-200 AWG28#	a	4
LN25PM150-50-02	15	2	6	0.5	12	0.0417	7.5	40	AF-200 AWG28#	a	4
LN25PM150-50-03	15	2	12	0.5	24	0.0417	30	40	AF-200 AWG28#	a	4
LN25PM150-23-04	15	4	5	0.23	22	0.0417	30	40	UL1061 AWG28#	b	4

## Outline Drawing

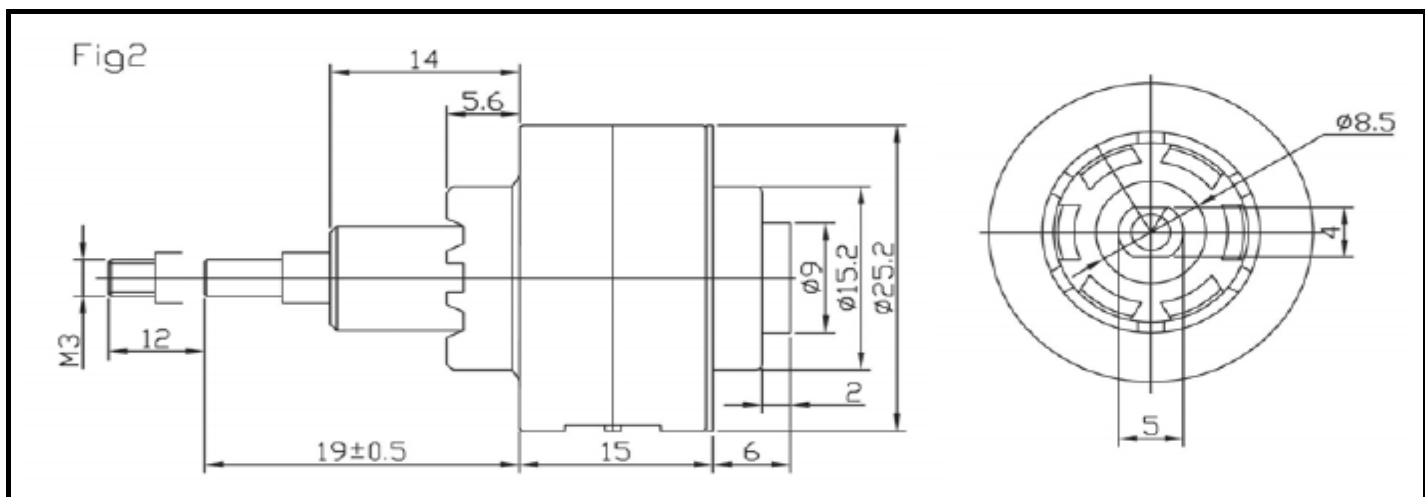
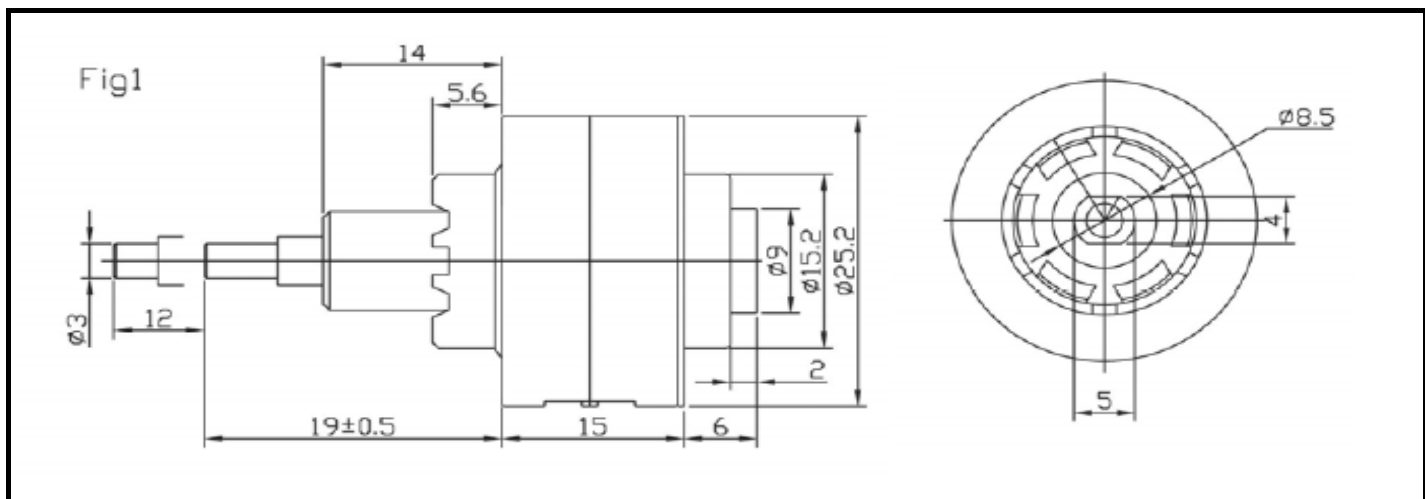


Fig3

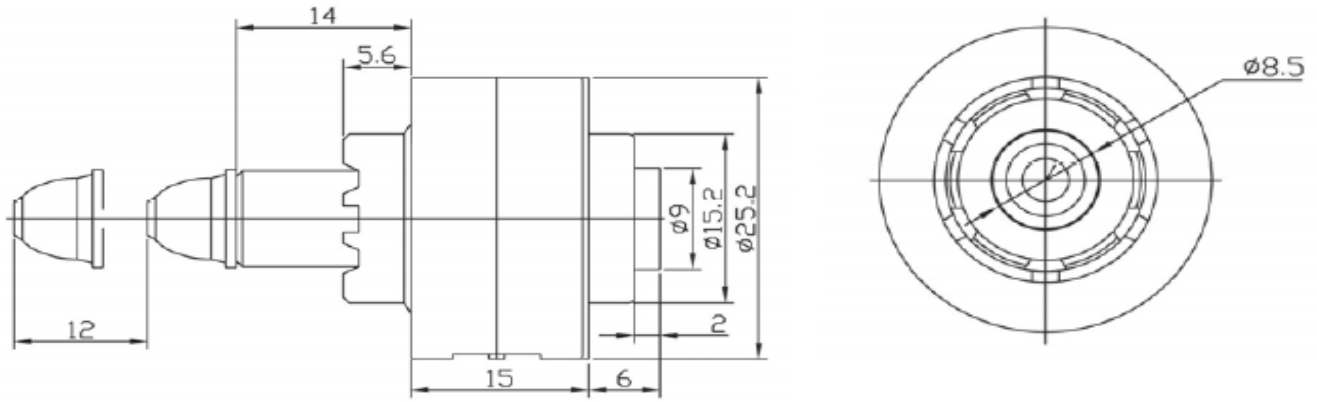
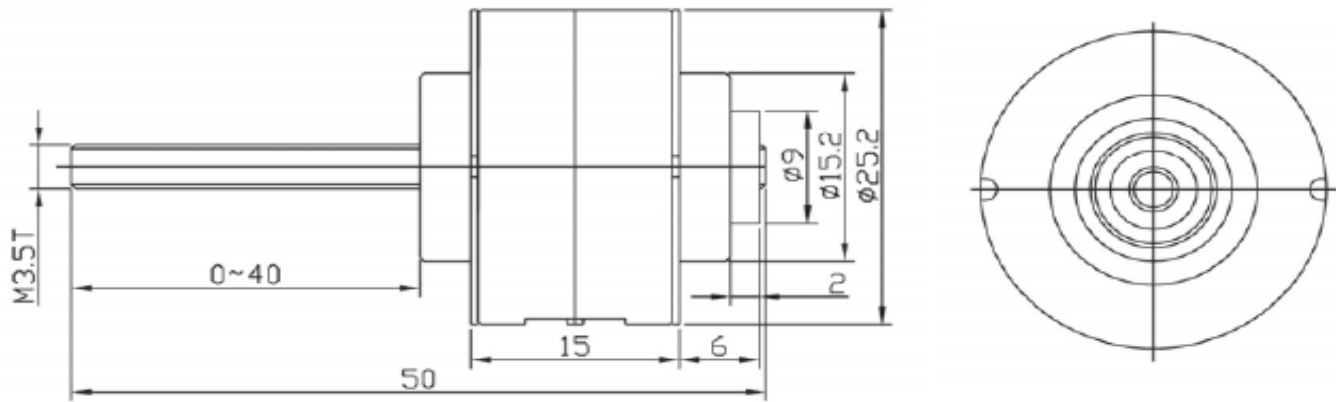


Fig4



### Wiring Diagram

